

Oesophagodontus (O.) robustus

100 µm

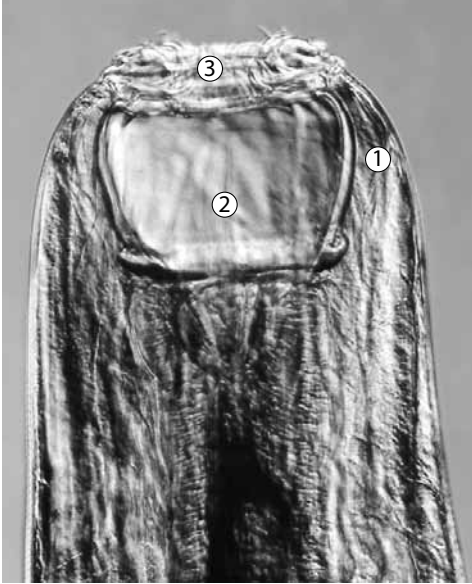


Figure 32a

Head

1. horseshoe-shaped walls
2. empty buccal capsule
3. heavy external leaf elements

100 µm

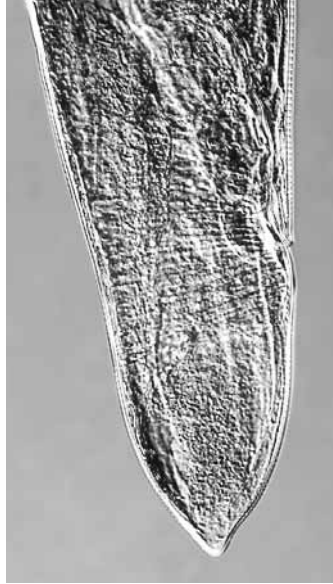


Figure 32b

Female tail

100 µm

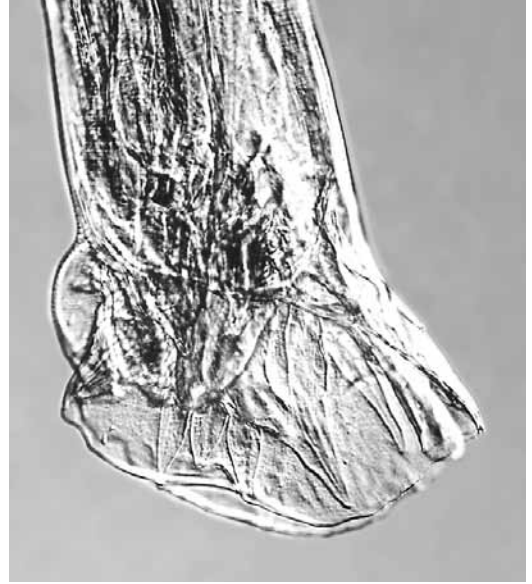


Figure 32c

Male tail

This worm is **very large**; hence, its name. It approximates *Strongylus vulgaris* in size and easily can be **misidentified grossly** as *S. vulgaris*. However, closer inspection reveals that *O. robustus* does not have a sharply pointed female tail like *S. vulgaris*; the tail actually comes to an abrupt end while still “fat” and has a little nipple on the end. *Oesophagodontus robustus* has a very large buccal capsule, much like *S. vulgaris* but not as round; the **walls** are **thin** and **resemble a large horseshoe**. Also, *O. robustus* has **no teeth** or any other visible structure inside the buccal capsule. Very prominent are the really **big, broad elements of the external crown**.

The male bursa is very large with an extremely short dorsal ray.

Walls of the Buccal Capsule:

- walls are thin and resemble a large horseshoe

Other Distinguishing Characteristics:

- very large, befitting its name
- female tail has a small nipple
- has a very large buccal capsule, much like *S. vulgaris* but not as round
- has no teeth or any other visible structure inside the buccal capsule
- elements of the external crown are very prominent

Size: large

Preferred site: ventral colon

Represents <1% of population